

Doors

door to european
quality



catalogue






Cofas doors are made from traditional, ever-fashionable materials in classical and contemporary styles with architectural glass and various decors. Cofas produces the whole range of external and internal doors, offered in two packages:

1. Finished doors ready to install
2. Raw doors and frames.

Prices range from sophisticated architectural doors to very basic budget models.

1. Timber-Veneer doors
2. Laminated doors
3. Semi-solid timber doors
4. Solid timber doors
5. Pre-primed resistant MDF doors.

Cofas (San Marino)




Timber-Veneer Doors



Modern style door with aluminium craftlines.
Model - 16

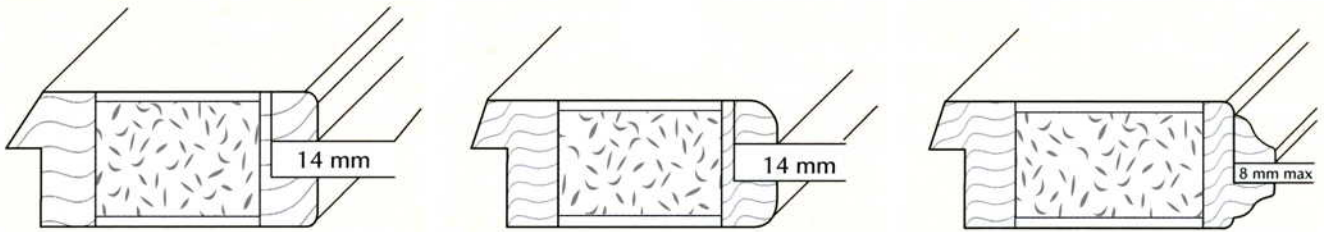


In various types of cornices

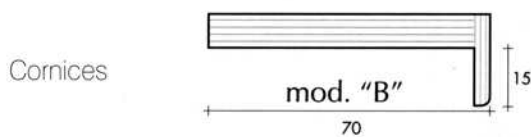
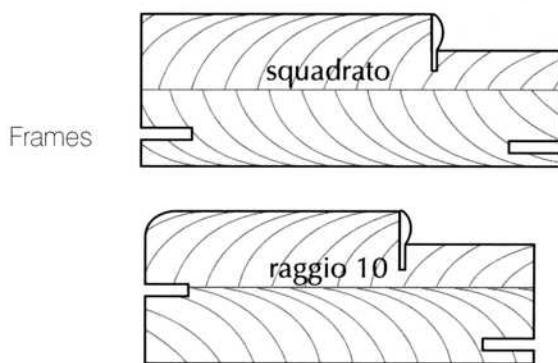


and architectural glass and frames.

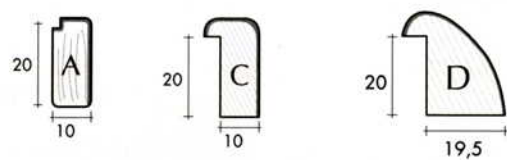
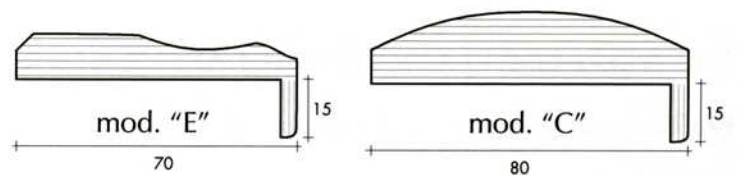
Structure of Timber-Veneer Doors



Standard configuration



Optional configuration



Standard sizes (mm)

- **Single door:** 2170(MAX) X 980(MAX) x 44
- **Double door:** 2170(MAX) X 1880(MAX) x 44

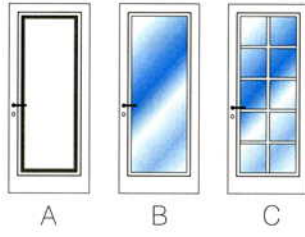
Optional sizes (mm)

- **Single door:** 2900(MAX) X 980(MAX)
- **Double door:** 2900(MAX) X 1880(MAX)

Timber-Veneer doors are recommended for internal use only.



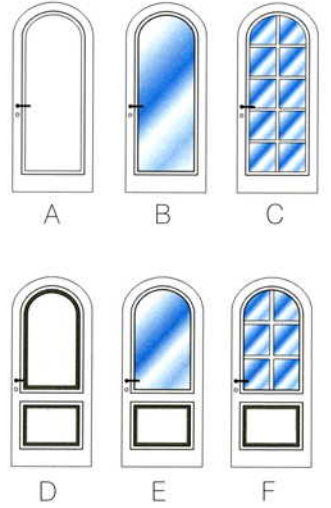
Model - 1



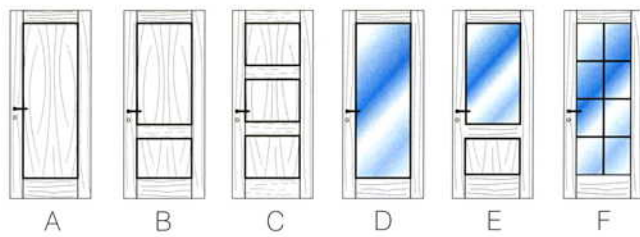
**BROAD RANGE OF
CORNICES, GLASS
FRAMES & MOULDINGS**

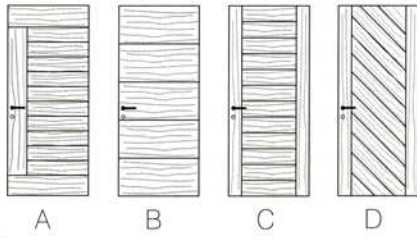


Model - 2



Model - 3





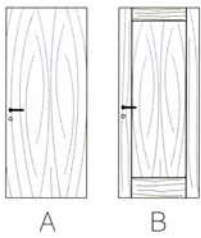
**SOLID CONSTRUCTION
PERFECTLY SOUNDPROOF**



Model - 4

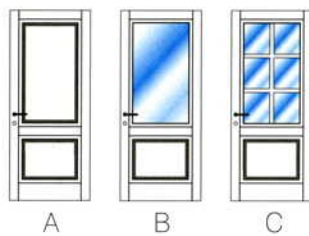


Model - 5



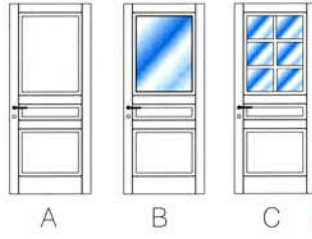
Model - 6

**PRECISION CUT
NO GAPS**





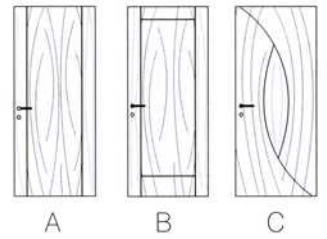
Model - 7



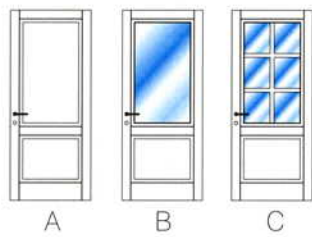
**NEW GENERATION HINGES
INSTALLED.
NO CARPENTER REQUIRED**

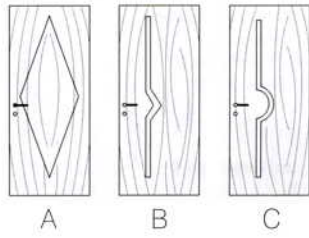


Model - 11

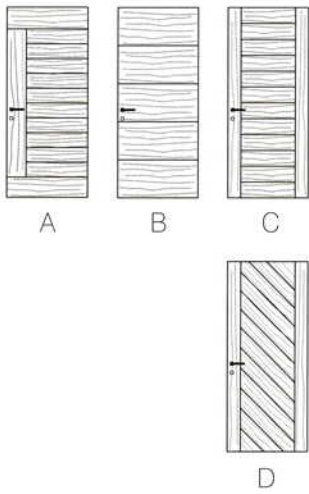


Model - 8





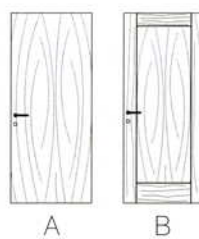
Model - 14



Model - 15



Model - 27



**FACTORY PAINTED &
STAINED
NO PAINTER REQUIRED**



Model - 33

We offer a huge range of timber, aluminium and unique timber-veneer for mouldings, decorations and craft lines.

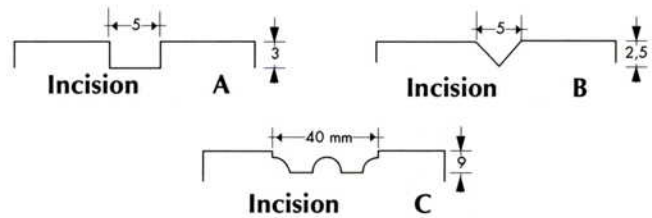


Model - 35



Model - 34

Range of craft lines



Laminated Doors



Model - 17



Model - 20

**EXCELLENT
FOR PUBLIC
PLACES**

**NO SCRATCHES
NO DUST
NO NOISE**

Five standard colors of laminate.

QUALITAL STANDARD PACKAGE (Included in Price)



- Finished door panel with lock and hinges
- Door frame
- Door cornice (architraves) for both sides

You can get any door color by RAL or more than 32 different types of timber colors (Catalogue Page # 27-29).

You can order any custom-made door in any design and size.

We also supply raw doors in any configuration and size.

Most of our models are available in various configurations.

All doors and components are already finished and glazed (depending on client's choice) and ready for immediate installation.

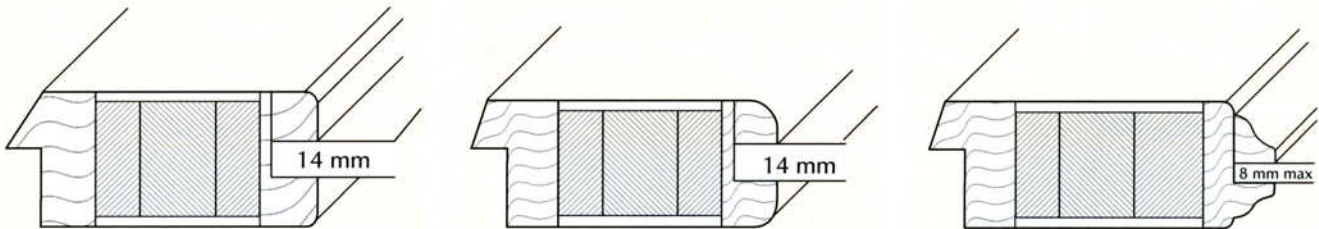
Semi-Solid Timber Doors



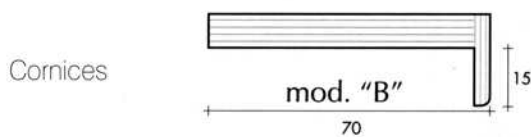
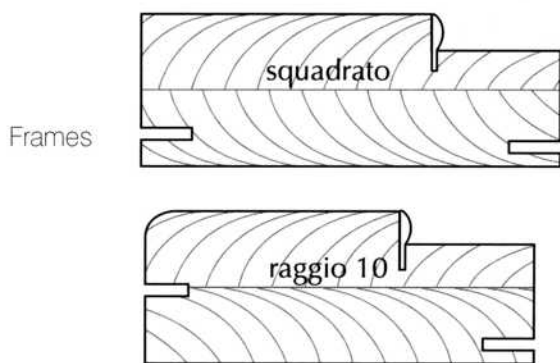
Classical style, hand painted door with inserts.

Model - 13

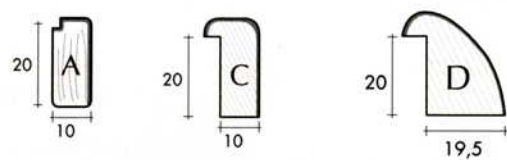
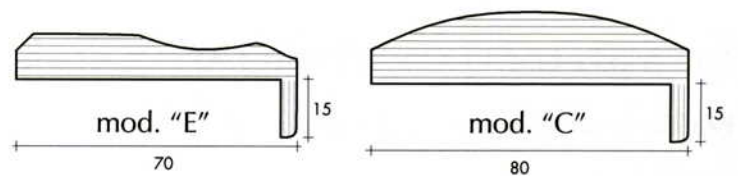
Structure of Semi-Solid Doors



Standard configuration



Optional configuration



Standard sizes (mm)

- **Single door:** 2170(MAX) X 980(MAX) x 44
- **Double door:** 2170(MAX) X 1880(MAX) x 44

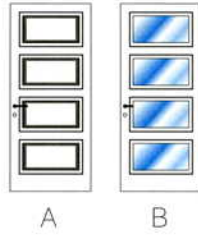
Optional sizes (mm)

- **Single door:** 2900(MAX) X 980(MAX)
- **Double door:** 2900(MAX) X 1880(MAX)

Semi-Solid doors are recommended for internal and external (with special paint or stain) use.



Model - 18

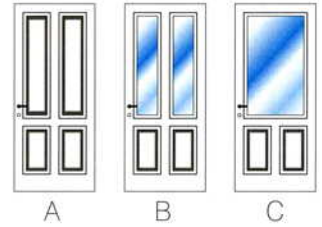


**FRAMES DESIGNED FOR
SIMPLE AND QUICK
INSTALLATION**

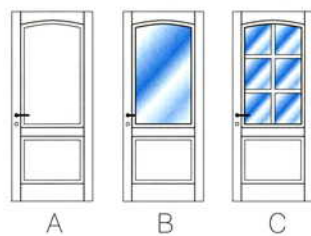
**NO CUTTING
NO NAIL HOLES**



Model - 25



Model - 21



**NO SANDING
NO WOOD PUTTY
NEEDED**



Model - 31



Model - 32

**ARCHITECTURAL
SAFE GLASS**



Model - 37



Model - 38

BROAD RANGE OF SLIDING DOORS



Model - 39

**QUIET CLOSING
CONCEALED RUBBER
STRIP**



Model - 42

QUALITAL STANDARD PACKAGE (Included in Price)



- Finished door panel with lock and hinges
- Door frame
- Door cornice (architraves) for both sides

Special paint or stain is used for the entrance doors.

You can get any door color by RAL or more than 32 different types of timber colors (Catalogue Page #27-29).


You can order any custom-made door in any design and size.

We also supply raw doors in any configuration and size.

Most of our models are available in various configurations.

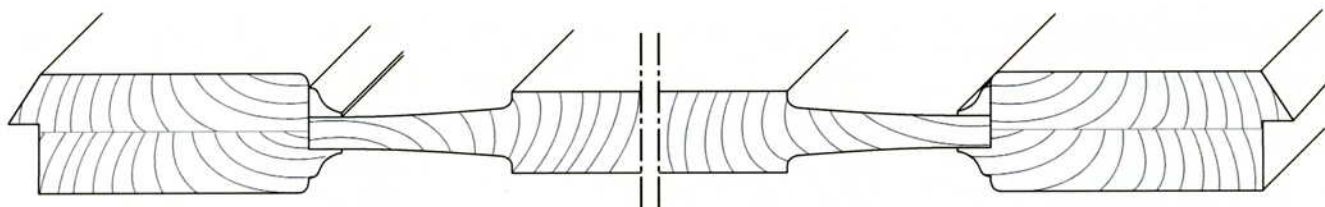
All doors and components are already finished and glazed (depending on client's choice) and ready for immediate installation.

Solid Timber Doors

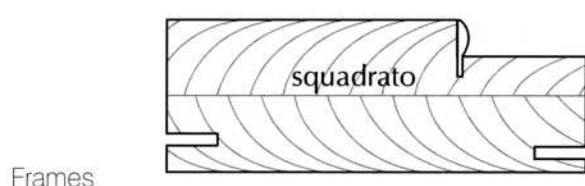


Classical style door with glass.
Model - 41

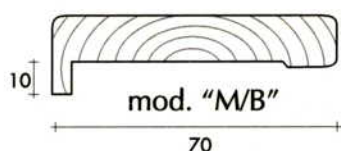
Structure of Solid Timber Doors



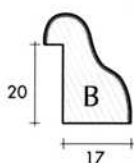
Standard configuration



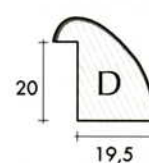
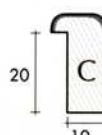
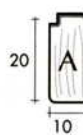
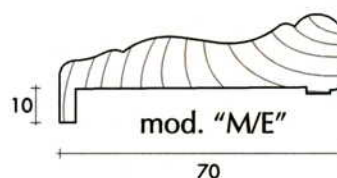
Cornices



Glass
Frames



Optional configuration



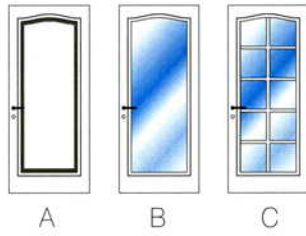
Standard sizes (mm)

- **Single door:** 2170(MAX) X 980(MAX) x 44
- **Double door:** 2170(MAX) X 1880(MAX) x 44

Optional sizes (mm)

- **Single door:** 2900(MAX) X 980(MAX)
- **Double door:** 2900(MAX) X 1880(MAX)

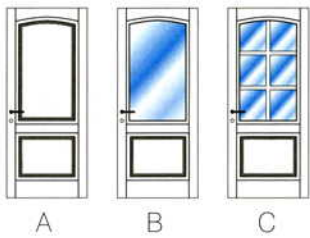
Solid Timber doors are recommended for internal and external (with special paint or stain) use.



**ONLY THE BEST,
CAREFULLY CHOSEN
TIMBER USED**

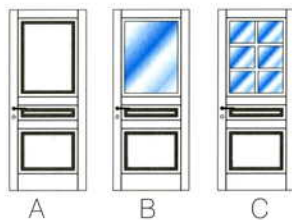


Model - 12



Model - 22

**PRODUCED UNDER
STRICT TEMPERATURE
CONTROL**



Model - 40

CUSTOM-MADE & DESIGNED ARCH & SLIDING DOORS



Model - 9



Model - 10

QUALITAL STANDARD PACKAGE (Included in Price)



- Finished door panel with lock and hinges
- Door frame
- Door cornice (architraves) for both sides

Special paint or stain is used for the entrance doors.
You can get any door color by RAL or more than 32 different types of timber colors (Catalogue Page #27-29).
You can order any custom-made door in any design and size.
We also supply raw doors in any configuration and size.
Most of our models are available in various configurations.

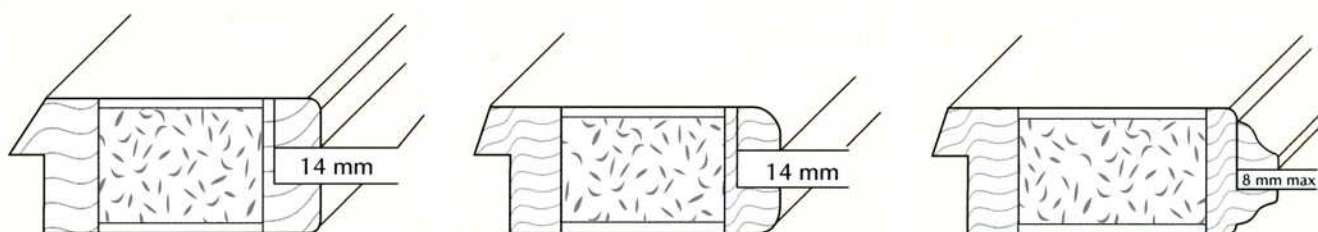
All doors and components are already finished and glazed (depending on client's choice) and ready for immediate installation.

Pre-Primed Resistant MDF Doors

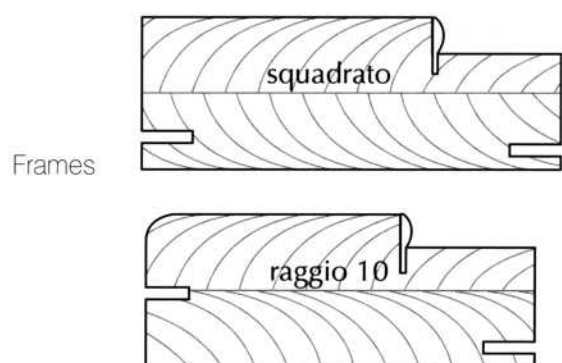


Design line painted architectural door.
Model - 28


Structure of Pre-Primed Resistant MDF Doors



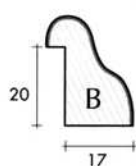
Standard configuration



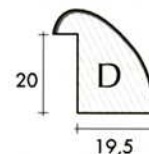
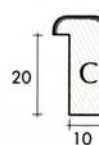
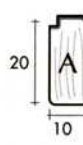
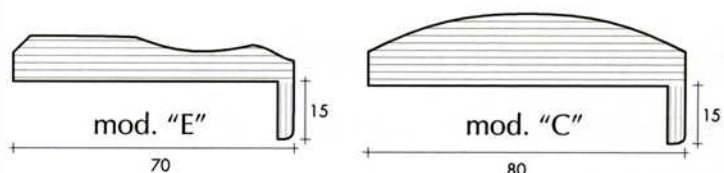
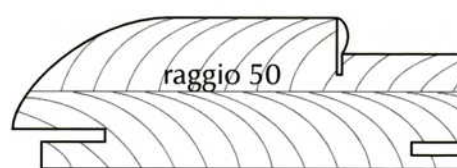
Cornices



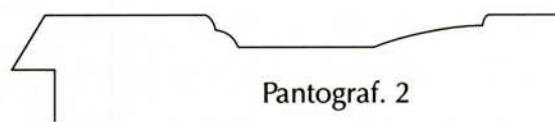
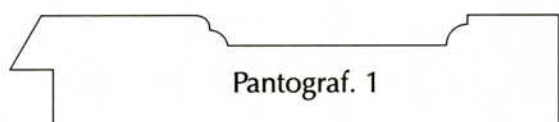
Glass
Frames



Optional configuration



Craft Lines



Standard sizes (mm)

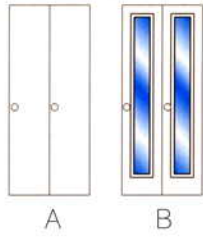
- **Single door:** 2170(MAX) X 980(MAX) x 44
- **Double door:** 2170(MAX) X 1880(MAX) x 44

Optional sizes (mm)

- **Single door:** 2900(MAX) X 980(MAX)
- **Double door:** 2900(MAX) X 1880(MAX)

PPR MDF doors are recommended for internal and external (with special paint or stain) use.

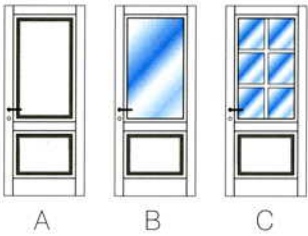
**BI-FOLDING DOORS
LATEST TECHNOLOGY**



Model - 19

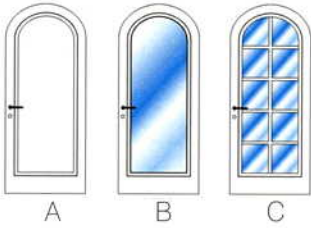


Model - 23



Model - 24

**HIGHLY MOISTURE-
RESISTANT MDF**





Model - 26

ANY COLORS BY RAL



Model - 36



Model - 30

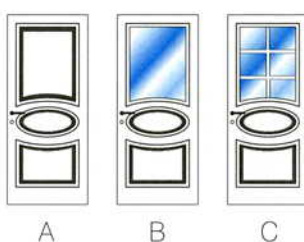
**CUTTING EDGE
TECHNOLOGY OF MDF
CONSTRUCTION**



Model - 29

**LOCKS FOR ALL
DOORS**

**HIGH SECURITY LOCKS
FOR ENTRANCE DOORS**



QUALITAL STANDARD PACKAGE (Included in Price)

- Finished door panel with lock and hinges
- Door frame
- Door cornice (architraves) for both sides

Special paint or stain is used for the entrance doors.

You can get any door color by RAL or more than 32 different types of timber colors (Catalogue Page #27-29).

You can order any custom-made door in any design and size.

We also supply raw doors in any configuration and size.

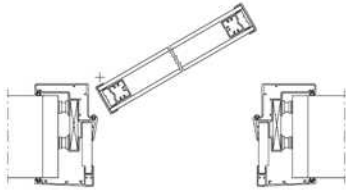
Most of our models are available in various configurations.

All doors and components are already finished and glazed (depending on client's choice) and ready for immediate installation.

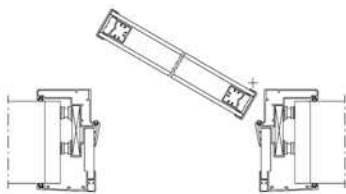
Technical Details

Handling

Left hand

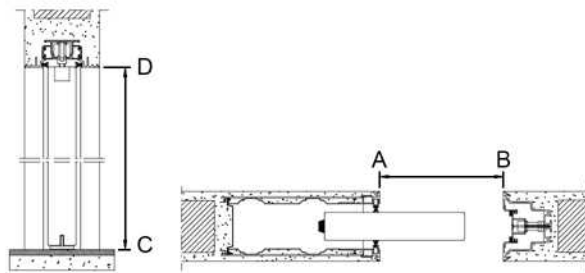


Right hand



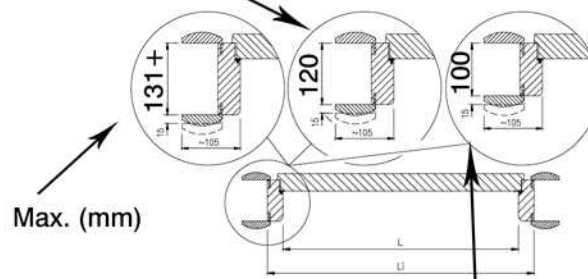
How to Take Door Measurements

Height of Door Panels (C-D, H)



Width of Door Panels (A-B, L)

Standard (mm)



Max. (mm)

Min. (mm)

Horizontal

Vertical

Standard colors for Cofas doors



Acero 51



Castagno 31



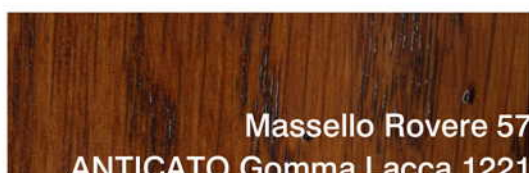

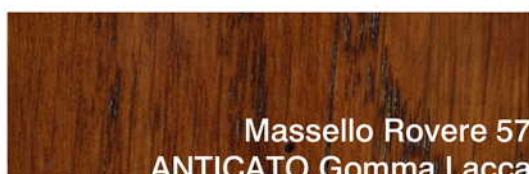





Castagno 33




Ciliegio 49

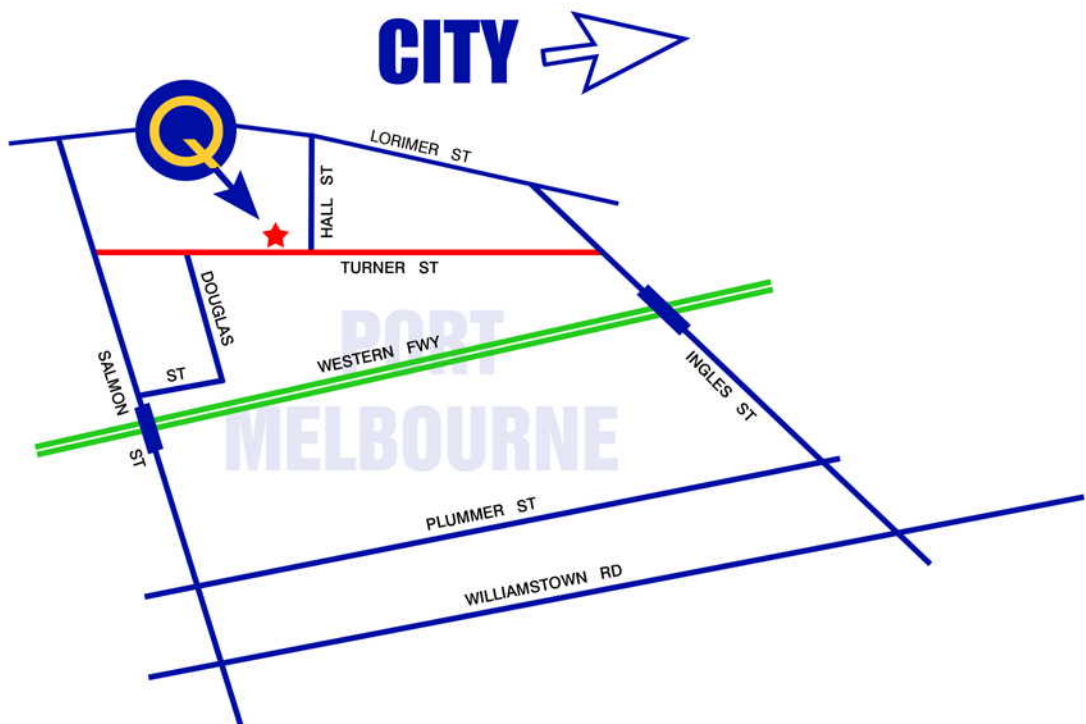
Standard colors for Cofas doors



Standard colors for Cofas doors



For your notes:





A2.1, 63-85 Turner Street
Port Melbourne VIC 3207
Phone: (03) 9681 7300
Fax: (03) 9681 7492
office@qualital.com.au
www.qualital.com.au

HIA member 
the best in the business