




SERRAMENTI



*più casa per la casa*  
*more home for your house*

*Infondere bellezza nell'ambiente in cui si vive è la grande passione che muove l'Azienda Alfa Lum nella produzione degli infissi alluminio legno.*

*Making the place where you live more and more comfortable is the great passion which moves Alfa Lum in the production of aluminium and wooden doors and windows.*





## I serramenti Alfa Lum: La scelta che fa la differenza.

La casa è il luogo dove le esperienze di vita nascono, si sviluppano, e restano in privato. Le finestre Alfa Lum scelgono il calore del legno e la sicurezza dell'alluminio per garantire intimità ed estetica. Da oltre 40 anni l'obiettivo è la massima qualità.

DESIGN  
**DESIGN**

ESTETICA  
**AESTHETIC**

FUNZIONALITÀ  
**FUNCTIONALITY**

INNOVAZIONE  
**INNOVATION**

TECNOLOGIA  
**TECHNOLOGY**

## Alfa Lum windows: The choice that makes the difference.

The Home is the place where life experiences are generate, cultivated and matured in privacy. Alfa Lum windows choose the warmth of wood and the safety of aluminium to guarantee that sense of intimacy and aesthetics, pursuing the goal of top quality for over 40 years.

# as

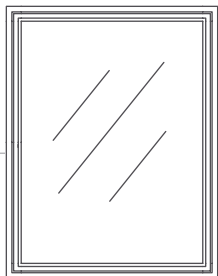
## **TAGLIO TERMICO** **THERMAL BREAK**

Per garantire un alto livello d'isolamento il serramento è costituito da due semiprofili e da un cuore in materiale isolante (AS 19 e AS 21). I profili a taglio termico, uniti al vetrocamera, costituiscono una barriera isolante sia termica che acustica.


To guarantee a superior level of insulation windows are made up of two semi-profiles filled with insulating material (the outer aluminium part of AS 19 and AS 21 is painted in anodised silver).



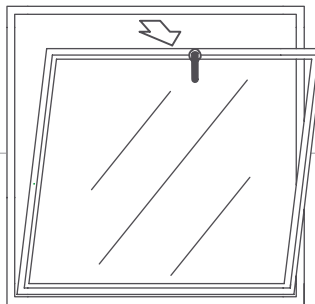
specchiatura fissa  
glass door panel



apertura a battente  
side-hung opening




apertura a wasistas  
wasistas opening

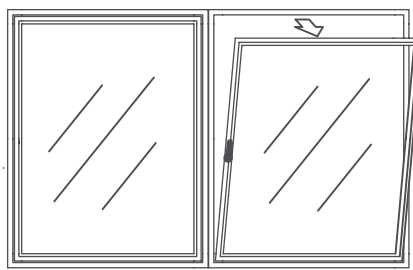


## TIPI DI APERTURE

## OPENINGS



apertura a battente  
e ad anta ribalta  
side-hung opening  
drop-leaf

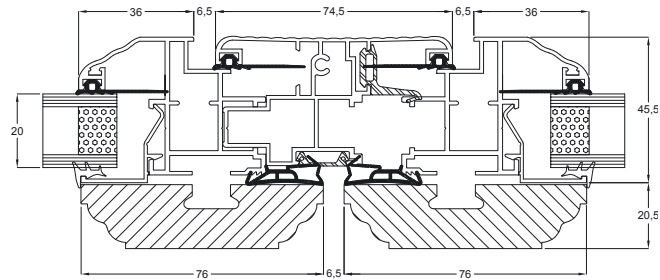


scorrevole parallelo  
parallel sliding





*serie*  
**as11**



**CARATTERISTICHE TECNICHE:**

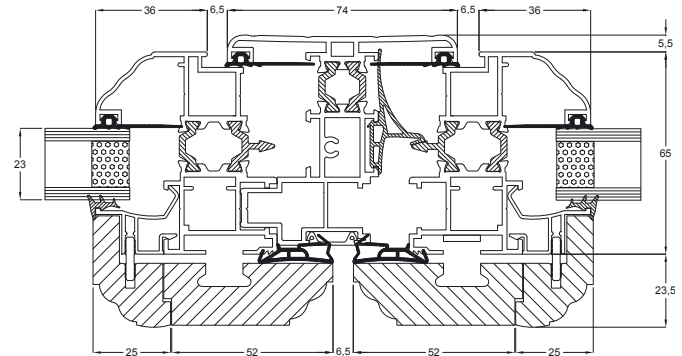
- Spessore telaio/anta da: 52,5/68 mm
- Isolamento legno alluminio: 3 mm
- Spessore massimo vetro: 20 mm



**TECHNICAL FEATURES:**

- Frame/panel thickness: 52,5/68 mm
- wood-aluminium insulator: 3 mm
- Maximum glass panel thickness: 20 mm

serie  
**as19**



**CARATTERISTICHE TECNICHE:**

- Spessore telaio/anta da: 70/88 mm
- Isolamento termico del profilo in alluminio con barretta in poliammide da 16 mm e isolamento legno alluminio da 3 mm
- Spessore massimo vetro: 23 mm
- Parte esterna taglio termico colore richiesto, intermedia argento anodizzato.



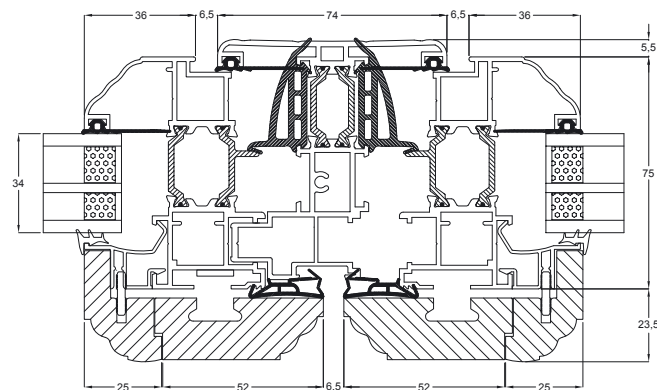
### **TECHNICAL FEATURES:**

- Frame/panel thickness: 70/88 mm
- 16 mm polyamide bars and 3 mm wood-aluminium insulators ensure thermal insulation of aluminium profile
- Maximum glass panel thickness: 23 mm
- Possibility to customize the colour of the thermally broken external component. The intermediate component is painted in anodized silver.



### CARATTERISTICHE TECNICHE:

- Spessore telaio/anta da: 80/98 mm
- Isolamento termico del profilo in alluminio con barretta in poliammide da 26 mm e isolamento legno alluminio da 3 mm
- Spessore massimo vetro: 34 mm
- Parte esterna taglio termico colore richiesto, intermedia argento anodizzato.



serie  
as21

### TECHNICAL FEATURES:

- Frame/panel thickness: 80/98 mm
- Aluminium profile thermal insulation ensured by 26 mm polyamide bars and 3 mm wood-aluminium insulators
- Maximum glass panel thickness: 34 mm
- Possibility to customize the colour of the thermally broken external component. The intermediate component is painted in anodized silver.



## Finiture in legno

### di serie:

rovere naturale  
rovere tinto noce  
rovere tinto mogano  
laccato bianco ral 9010

### extra:

lenga ciliegio

**COLORI NON A CATALOGO:  
su richiesta**



## FINITURE

## FINISHES

## Wood Finishes


### standard:

natural oak  
stained oak walnut  
stained oak mahogany  
lacquered ral 9010

### extra:

Lenga cherry

**COLOURS AT REQUEST:  
on demand**



## Finiture in alluminio

### di serie:

anodizzato argento  
anodizzato bronzo  
bianco ral 9010  
bianco ral 1013  
verde ral 6005  
marrone ral 8017  
verde marmo VIV 100  
marrone marmo VIV 720  
grigio marmo VIV 700

### extra:

ARS 2007 elettrocolore  
ARS 2009 elettrocolore  
ossidato bronzo antico  
grigio ral 7001  
verde marmo raggrinzito VIV 103  
marrone marmo raggrinzito VIV 203  
grigio marmo raggrinzito VIV 703  
bianco marmo raggrinzito VIV 503  
tinto legno noce VIV 102-70  
tinto legno noce VIV 102-70/R  
tinto legno ciliegio VIV 317-80  
tinto legno ciliegio VIV 317-80/R  
tinto legno douglas VIV 335-80  
tinto legno douglas VIV 335-80/R  
tinto legno pino VIV 319-80  
tinto legno pino VIV 319-80/R  
tinto legno rovere VIV E-70  
decapè VIV H10


## Aluminium finishes

### standard:


silver anodised  
brass anodised  
white ral 9010  
white ral 1013  
green ral 6005  
brown ral 8017  
marble green VIV 100  
marble brown VIV 720  
marble grey VIV 700

### extra:

Electrocolour ARS 2007  
Electrocolour ARS 2009  
Old brass oxidized  
Grey RAL 7001  
Wrinkled marble green VIV 103  
Wrinkled marble brown VIV 203  
Wrinkled marble grey VIV 703  
Wrinkled marble white VIV 503  
Walnut 102-70  
Walnut 102-70/R  
Cherry VIV 317-80  
Cherry VIV 317-80/R  
Douglas VIV 335-80  
Douglas VIV 335-80/R  
Pine VIV 319-80  
Pine VIV 319-80/R  
Oak VIV E-70  
Decapè VIV H10




mod. AS 11




cerniera centrale e  
superiore  
middle and upper hinge




cerniera inferiore  
lower hinge




mod. AS 19



chiusura anta  
semifissa con asta  
a leva  
semi-fix shutter closing  
device with lever handle



asta alza-anta per  
regolamentazione  
automatica  
lever handle for  
automatic adjustment



mod. AS 21

La struttura portante garantisce  
l'uso comune della ferramenta  
per tutte le tipologie di apertura.

Finiture:  
ottone lucido  
cromo satinato  
bronzo antico.

Use of the same common  
hardware for any kind  
of opening.

Finishings:  
glossy brass  
satin chrome  
antique bronze

## **FERRAMENTA E MANIGLIE**

## **LOCKING HARDWARE AND HANDLES**